



Independent Auditors' Limited Review Report on quarterly and half yearly unaudited standalone financial results of Symbiox Investment & Trading Co Ltd pursuant to the Regulation 33 of the SEBI (Listing Obligations and Disclosure Requirements) Regulations, 2015

Review Report to
The Board of Directors,
Symbiox Investment & Trading Co Ltd
7A, Rani Rashmoni Road
Kolkata- 700 013

1. We have reviewed the accompanying statement of unaudited financial results of **Symbiox Investment & Trading Co Ltd** ("the Company") for the quarter and half year ended September 30, 2020 (the "Statement") being submitted by the Company pursuant to the requirement of Regulation 33 of the SEBI (Listing Obligations and Disclosure Requirements') Regulations, 2015.

This Statement which is the responsibility of the Company's Management and approved by the Board of Directors, has been prepared in accordance with the recognition and measurement principles laid down in Indian Accounting Standard 34 "Interim Financial Reporting" ("Ind AS 34"), prescribed under section 133 of the Companies Act, 2013 ("the Act") read with relevant rules issued there under and other accounting principles generally accepted in India. Our responsibility is to issue a report on the Statement based on our review.

2. We conducted our review in accordance with the Standard on Review Engagements (SRE) 2410, Review of Interim Financial Information Performed by the Independent Auditor of the Entity issued by the Institute of Chartered Accountants of India. This standard requires that we plan and perform the review to obtain moderate assurance as to whether the Statement is free of material misstatement. A review is limited primarily to inquiries of company personnel and analytical procedures applied to financial data and thus provide less assurance than an audit. We have not performed an audit and accordingly, we do not express an audit opinion.



3. Based on our review conducted as above, nothing has come to our attention that causes us to believe that the accompanying Statement of unaudited financial results prepared in accordance with applicable accounting standards and other recognised accounting practices and policies has not disclosed the information required to be disclosed in terms of Regulation 33 of the SEBI (Listing Obligations and Disclosure Requirements) Regulations, 2015. including the manner in which it is to be disclosed, or that it contains any material misstatement

For Manabendra Bhattacharyya & Co.
Chartered Accountants
ICAI Firm Registration: 302030E

Amit Bhattacharjee



Amit Bhattacharjee
Proprietor


Membership Number: 050714

UDIN: 20050714 AAASN 2325

Place of Signature: Kolkata
Date: 12/11/2020


SYMBIOX INVESTMENT & TRADING CO LTD
7A, RANI RASHMONI ROAD KOLKATA - 700013.
CIN - L65993WB1979PLC032012
Email - symbioxinvestment100@gmail.com; Website: www.symbioxinvestment.com
STATEMENT OF UNAUDITED FINANCIAL RESULT FOR QUARTER AND HALF YEAR ENDED ON 30TH SEPT. 2020
(Rupees in Lakh except EPS)

	Particulars	Quarter ended			Half year ended		Year ended
		Rs.	Rs.	Rs.	Rs.	Rs.	Rs.
		30/09/2020	30/06/2020	30/09/2019	30/09/2020	30/09/2019	31/03/2020
		Unaudited	Unaudited	Unaudited	Unaudited	Unaudited	Audited
I	Revenue From Operations	10.89	-	-	10.89	-	103.80
II	Other Income	10.51	11.764	23.60	22.27	29.22	95.91
III	Total Income (I+II)	21.40	11.764	23.60	33.16	29.22	199.71
IV	EXPENSES						
	Cost of materials consumed		-				-
	Purchases of Stock-in-Trade	9.54	-	-	9.54	-	154.13
	Changes in inventories of finished goods, Stock-in -Trade and work-in-progress	-	-	-	-	-	-
	Employee benefits expense	3.26	3.290	6.09	6.55	6.85	13.48
	Depreciation and amortization expense	-	-	-	-	-	-
	Other expenses	1.20	7.070	3.13	8.27	5.99	28.93
	Total expenses (IV)	14.00	10.360	9.22	24.36	12.84	196.54
V	Profit/(loss) before exceptional items and tax (I- IV)	7.40	1.404	14.38	8.80	16.38	3.17
VI	Exceptional Items	-	-	-	-	-	-
VII	Profit/(loss) before tax (V-VI)	7.40	1.404	14.38	8.80	16.38	3.17
VIII	Tax expense:						
	(1) Current tax	1.93	0.360	4.26	2.29	4.26	0.82
	(2) Deferred tax	-	-	-	-	-	-
IX	Profit (Loss) for the period from continuing operations (VII-VIII)	5.47	1.044	10.12	6.51	12.12	2.35
X	Profit/(loss) from discontinued operations						
XI	Tax expense of discontinued operations						
XII	Profit/(loss) from Discontinued operations (after tax) (X-XI)	5.47	1.044	10.12	6.51	12.12	2.35
XIII	Profit/(loss) for the period (IX+XII)	5.47	1.044	10.12	6.51	12.12	2.35
XIV	Other Comprehensive Income						
	A (i) Items that will not be reclassified to profit or loss	-	-	-	-	-	-
	(ii) Income tax relating to items that will not be reclassified to profit or loss	-	-	-	-	-	-
	B (i) Items that will be reclassified to profit or loss	-	-	-	-	-	-
	(ii) Income tax relating to items that will be reclassified to profit or loss	-	-	-	-	-	-
XV	Total Comprehensive Income for the period (XIII+XIV)(Comprising Profit (Loss) and Other Comprehensive Income for the period)	5.47	1.044	10.12	6.51	12.12	2.35
XVI	Earnings per equity share (for continuing operation):						
	(1) Basic	0.0175	0.0033	0.0323	0.0208	0.0387	0.0075
	(2) Diluted	0.0175	0.0033	0.0323	0.0208	0.0387	0.0075
XVII	Earnings per equity share (for discontinued operation):						
	(1) Basic	-	-	-	-	-	-
	(2) Diluted	-	-	-	-	-	-
XVIII	Earnings per equity share (for discontinued & continuing operations)						
	(1) Basic	-	-	-	-	-	-
	(2) Diluted	-	-	-	-	-	-



Note:	
1	The above Unaudited financial results were reviewed by Audit Committee and approved by the Board of Directors in their meeting held on 12/11/2020
2	The previous period figures have been regrouped wherever necessary.
3	The Statutory auditors of the Company have carried out a "Auditor Report" of the above results as per Regulation 33 of the SEBI (Listing Obligation and Disclosure Requirement) Regulations, 2015.
4	The Company has adopted Indian Accounting standards (Ind AS) with effect from 01 st April, 2017 and accordingly, the above results have been prepared in accordance with the Companies (Indian Accounting Standard) Rules, 2015 prescribed under Section 133 of the Companies Act, 2013
5	The above results for the quarter & year ended 30th September, 2020 along with Auditor Report has been approved by the Board of Directors of the Company.
6	<p>Note on Impact of COVID-19</p> <p>The World Health Organisation (WHO) declared the novel Coronavirus (COVID-19) outbreak a global pandemic on March 11,2020. Consequent to this, Government of India had declared lockdown on March 23, 2020 and therefore, the Company suspended its business operations. COVID-19 has impacted the normal business operations of the Company by way of interruption in production, supply chain disruption, closure of production facilities etc. during the lockdown period. However, business operations resumed from June 01, 2020 after obtaining necessary permissions from the appropriate government authorities. We have also taken necessary precautions to ensure the health, safety and wellbeing of all our employees as well as put in place SOPs and guidelines as per state government directives to prevent the spread of Covid-I 9. The Company has made detailed assessment of its liquidity position for FY 2021 and the recoverability and carrying value of its assets comprising property, plant and equipment, intangible assets, right of use assets, investments, inventory, and trade receivables. Based on current indicators of future economic conditions, the Company expects to recover the carrying amount of these assets. The situation is changing rapidly giving rise to inherent uncertainty around the extent and timing of the potential future impact of the COVID-19 which may be different from that estimated as at the date of approval of these standalone financial results.</p> <p>The Company will continue to closely monitor any material changes arising of future economic conditions and impact on its business.</p>

Place: Kolkata
Date: 12/11/2020



For SymbioX Investment & Trading Company Limited

Mina Agarwal
MINA DEVI AGARWAL
Director
DIN NO. 07370734

SYMBIOX INVESTMENT & TRADING CO LTD

7A, RANI RASHMONI ROAD KOLKATA - 700013.


CIN - L65993WB1979PLC032012

Email - symbioxinvestment100@gmail.com; Website: www. symbioxinvestment.com

Statement of Assets and Liabilities for Company


(Rs. in Lakh)

Standalone / Consolidated Statement of Assets and Liabilities		As at 30th Sep 2020	As at 31st Mar 2020
Particulars		(Unaudited)	(Audited)
A	ASSEST		
1	Non-current assets		
	(a) Property, plant and equipment	0.37	0.38
	(b) Capital work-in -progress	-	-
	(C) Goodwill	-	-
	(c) other Intengible assets	-	-
	(d) Intengible assets under development	-	-
	(e) Investments in subsidiary, joint ventures and associate	-	-
	(f) Non- current Financial Assets	-	-
	(i) Non-current Investments	-	-
	(ii) Non-current Trade receivables	-	-
	(iii) Non-current Loans	-	-
	(iv) Other Non-current financial assests	-	-
	Total non-current financial assets	0.37	0.38
	(g) Defferred tax assets (net)	-	-
	(h) Other non-current assets	-	-
	Total non-current assets	0.37	0.38
2	Current Assets		
	(a) Inventories	-	-
	(b) Current financial assets	-	-
	(i) Current Investments	1,778.60	1,694.29
	(ii) Trade receivables	0.03	-
	(iii) Cash and cash equivalents	13.71	0.35
	(iv) Bank Balance other than cash and cahs equivalents	0.27	0.54
	(v) Current Loans	1,339.98	1,483.67
	(vi) Other corrent financial assets	10.71	19.05
	Total current financial assets	3,143.30	3,197.90
	(c) Current tax assets (net)	-	-
	(d) Other current financial assets	-	-
	Total Current assets	3,143.30	3,197.90
3	Non-current assets classified as held for sale Regulatory deferral account debit balance and related deferred tax Assets	-	-
	Total Assets	3,143.67	3,198.28



B	EQUITY AND LIABILITIES		
1	EQUITY		
	Equity attributable to owner of parent		
	(a) Equity share Capital	3,128.73	3,128.73
	(b) Other equity	(32.93)	(39.44)
	Total Equity attributable to owner of parent	3,095.80	3,089.29
	(c) Non controlling interest	-	-
	Total Equity	3,095.80	3,089.29
2	LIABILITIES		
	Non-current liabilities		
	(a) Non-current financial liabilities		
	(i) Borrowings	26.28	26.28
	(ii) Trade Payables	-	-
	(iii) Other non-current financial liabilities	-	-
	Total non-current liabilities	26.28	26.28
	(b) Provisions	-	-
	(c) Deferred tax liabilities (net)	-	-
	(d) Deferred government grants	-	-
	(e) Other non-current liabilities	-	-
	Total non-current liabilities	-	-
3	Current liabilities		
	(a) Current Financial liabilities		
	(i) Borrowings	-	-
	(ii) Trade paybles	8.15	69.96
	(iii) Other current financial liabilities	-	-
	Total current financial liabilities	8.15	69.96
	(b) Other current liabilited	1.93	3.53
	(c) provisions	11.51	9.22
	(e) Current tax liabilities (Net)	-	-
	(f) Deferred government grants	-	-
	Total current liabilities	13.44	12.75
4	Liabilities directly associated with assets in disposal group classied as held for sale	-	-
5	Regulatory deferral account credit balance and related deferred tax liability	-	-
	Total liabilities	47.87	108.99
	Total Equity and Liabilities	3,143.67	3,198.28

Place: Kolkata
Date: 12/11/2020



For Symbios Investment & Trading Co Limited

Mina Agarwal

MINA DEVI AGARWAL
Director
DIN NO. 07370734

SYMBIOX INVESTMENT & TRADING CO LTD

7A, RANI RASHMONI ROAD KOLKATA - 700013.

CIN - L65993WB1979PLC032012

Email - symbioxinvestment100@gmail.com; Website: www. symbioxinvestment.com

Statement of Cash flow of the Company

	For the year ended 30th Sep 2020 (Rupees)	For the year ended 30th Sep 2019 (Rupees)
<u>CASH FLOW FROM OPERATING ACTIVITIES</u>		
Net profit before tax and after extra- ordinary items (As per profit & loss account)	(4.37)	16.38
Adjustments for items not included	-	0.01
<u>Operating Profit before working capital changes</u>	(4.37)	16.39
<u>Working capital adjustments: -</u>		
(Increase)/ decrease in current loans and advances	151.11	81.27
(Increase)/ decrease in Trade receivables	21.97	104.16
(Increase)/ decrease in inventories	-	-
(Increase)/ decrease in Other Current Assets	-	2.71
Increase/ (decrease) in other current liabilities	-	(1.05)
Increase/ (decrease) in current liabilities	(42.82)	(202.71)
<u>Cash generated from operations</u>	125.89	0.77
Direct Taxes Paid	2.31	-
Net cash flow from operating activities (A)	123.58	0.77
<u>CASH FLOW FROM INVESTING ACTIVITIES</u>		
Proceed from sale(purchase) of investments	(117.85)	(4.86)
(Increase)/decrease in capital expenditure	-	-
(Increase)/decrease in fixed assets	-	-
Net cash flow from investing activities (B)	(117.85)	(4.86)
<u>CASH FLOW FROM FINANCING ACTIVITIES</u>		
Proceeds from issue of equity shares	-	-
Share Application Money received(refund)	-	-
Net cash flow from financing activities (C)	-	-
Net cash flow during the year (A + B + C)	5.73	(4.09)
Add: Opening cash and cash equivalents	8.25	12.34
Closing cash and cash equivalents	13.98	8.25
Components of cash and cash equivalents		
Cash in hand	13.71	4.52
Deposit with banks in current accounts	0.27	3.73
Toal cash and cash equivalents	13.98	8.25

